

Texas Public High School Graduates Admissions and Enrollment in Texas Public Four-Year Colleges

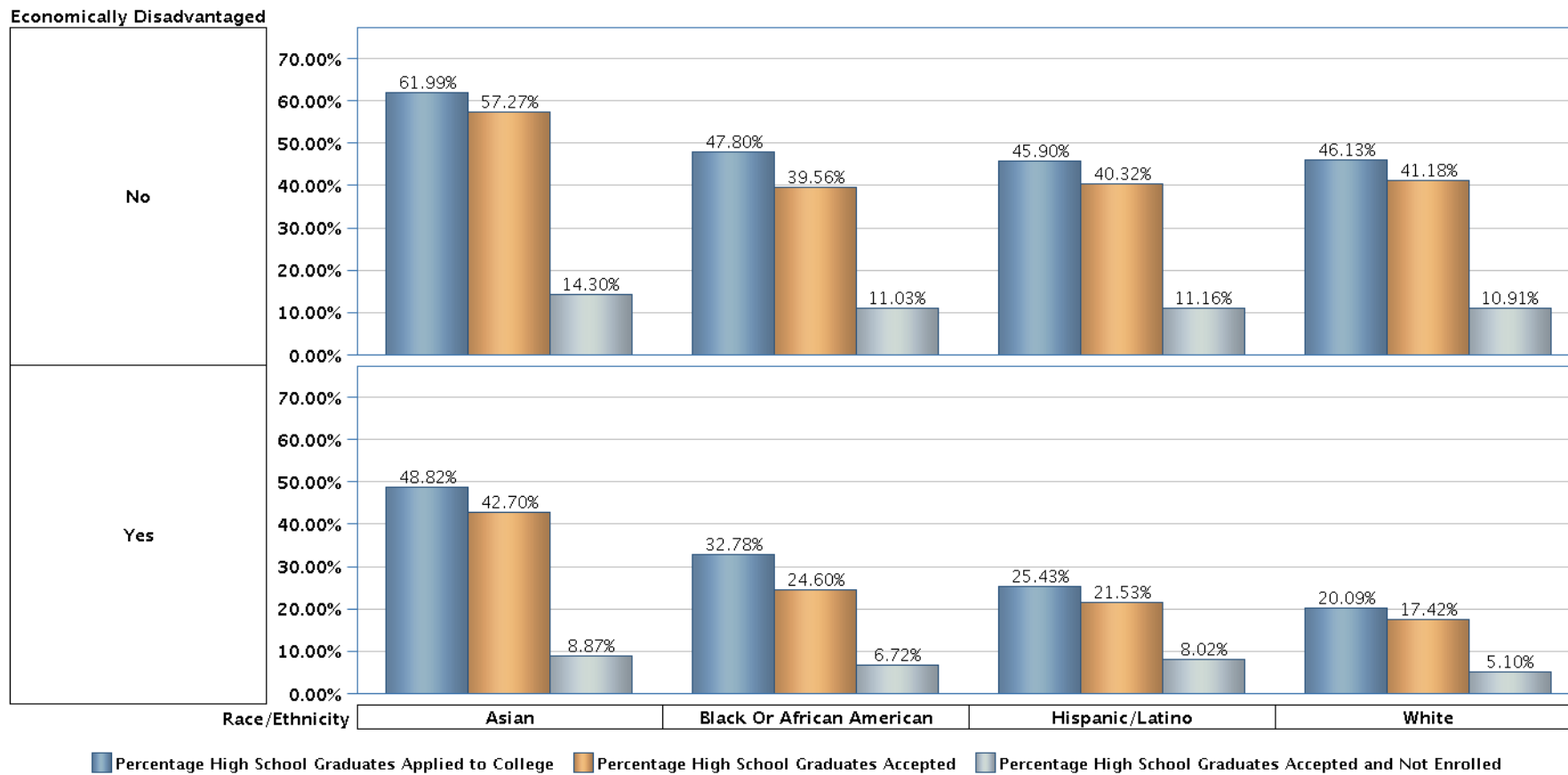
College Admissions and Enrollment for 2011 High School Graduates by Ethnicity and Economically Disadvantaged Status

High School Graduation Year	Economically Disadvantaged	Race/Ethnicity	High School Graduates	College Applicants	College Applicants Accepted	College Applicants Not Accepted	High School Graduates Enrolled In College	College Applicants Accepted Not Enrolled	Percentage High School Graduates Applied to College	Percentage High School Graduates Accepted	Percentage High School Graduates Enrolled in College	Percentage High School Graduates Accepted and Not Enrolled	
2011	No	American Indian Or Alaska Nat	570	238	207	31	151	57	41.75%	36.32%	26.49%	10.00%	
		Asian	4,978	3,086	2,851	235	2,162	712	61.99%	57.27%	43.43%	14.30%	
		Black Or African American	5,956	2,847	2,356	491	1,754	657	47.80%	39.56%	29.45%	11.03%	
		Hispanic/Latino	14,168	6,503	5,713	790	4,182	1,581	45.90%	40.32%	29.52%	11.16%	
		Native Hawaiian/Other Pacific	147	70	57	13	43	15	47.62%	38.78%	29.25%	10.20%	
		Two Or More Races	1,995	935	825	110	598	232	46.87%	41.35%	29.97%	11.63%	
		White	66,442	30,653	27,360	3,293	20,243	7,248	46.13%	41.18%	30.47%	10.91%	
	Subtotal: No			94,256	44,332	39,369	4,963	29,133	10,502	47.03%	41.77%	30.91%	11.14%
	Yes	American Indian Or Alaska Nat	860	154	125	29	88	38	17.91%	14.53%	10.23%	4.42%	
		Asian	5,490	2,680	2,344	336	1,881	487	48.82%	42.70%	34.26%	8.87%	
		Black Or African American	32,799	10,751	8,069	2,682	6,357	2,205	32.78%	24.60%	19.38%	6.72%	
		Hispanic/Latino	113,578	28,885	24,456	4,429	15,598	9,106	25.43%	21.53%	13.73%	8.02%	
		Native Hawaiian/Other Pacific	259	63	51	12	35	16	24.32%	19.69%	13.51%	6.18%	
		Two Or More Races	2,184	603	497	106	339	162	27.61%	22.76%	15.52%	7.42%	
		White	41,155	8,266	7,171	1,095	5,129	2,098	20.09%	17.42%	12.46%	5.10%	
Subtotal: Yes			196,325	51,402	42,713	8,689	29,427	14,112	26.18%	21.76%	14.99%	7.19%	
Subtotal: 2011			290,581	95,734	82,082	13,652	58,560	24,614	32.95%	28.25%	20.15%	8.47%	

Notes: 1. Counts and percentages of college applicants and enrolled students consist of Texas public high school graduates who applied and/or enrolled in a Texas public four-year college the fall semester immediately following high school graduation. 2. All percentages were calculated using the number of high school graduates from Texas public schools in the denominator. 3. Economically disadvantaged is defined as Texas public high school students who were identified as economically disadvantaged at any time during their enrollment in Texas public schools.

Texas Public High School Graduates Admissions and Enrollment in Texas Public Four-Year Colleges

College Admissions and Enrollment for 2011 High School Graduates by Ethnicity and Economically Disadvantaged Status

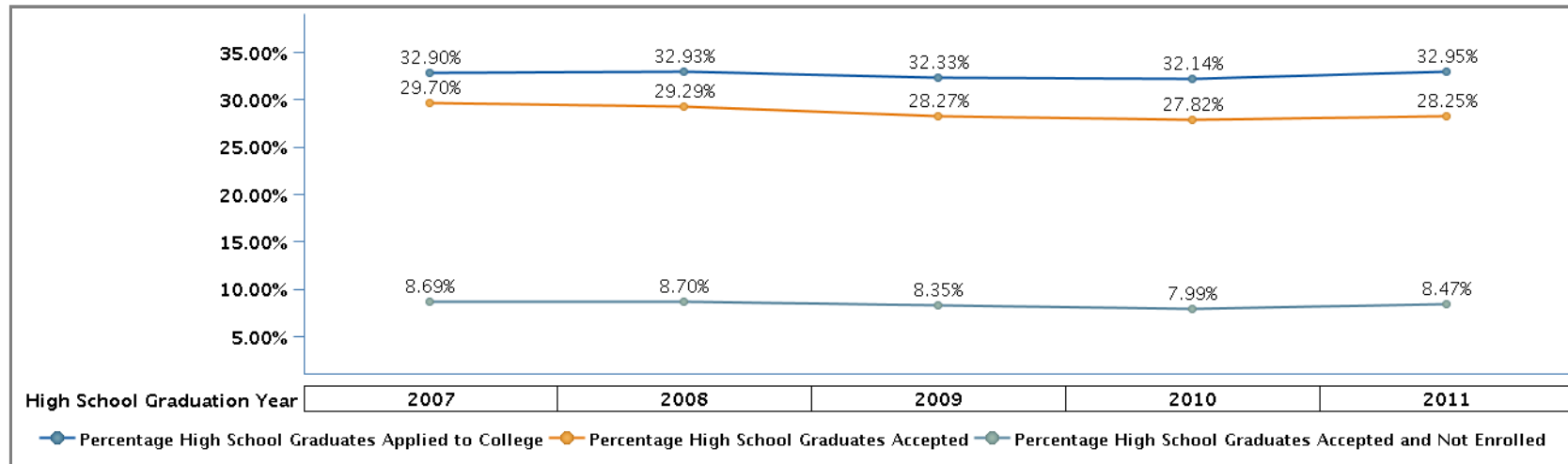


Texas Public High School Graduates Admission and Enrollment in Texas Public Four-Year Colleges

College Applicants and Enrollment by High School Graduation Year

High School Graduation Year	High School Graduates	College Applicants	College Applicants Accepted	High School Graduates Enrolled In College	College Applicants Accepted Not Enrolled	Percentage High School Graduates Applied to College	Percentage High School Graduates Accepted	Percentage High School Graduates Enrolled in College	Percentage High School Graduates Accepted and Not Enrolled
2007	241,193	79,343	71,626	51,491	20,964	32.90%	29.70%	21.35%	8.69%
2008	252,121	83,021	73,848	52,630	21,932	32.93%	29.29%	20.87%	8.70%
2009	264,275	85,447	74,702	53,489	22,076	32.33%	28.27%	20.24%	8.35%
2010	280,520	90,167	78,050	56,390	22,400	32.14%	27.82%	20.10%	7.99%
2011	290,581	95,734	82,082	58,560	24,614	32.95%	28.25%	20.15%	8.47%

Notes: 1. Counts and percentages of college applicants and enrolled students consist of Texas public high school graduates who applied and/or enrolled in a Texas public four-year college the fall semester immediately following high school graduation. 2. All percentages were calculated using the number of high school graduates from Texas public schools in the denominator.



Texas Public High School Graduates Admission and Enrollment in Texas Public Four-Year Colleges

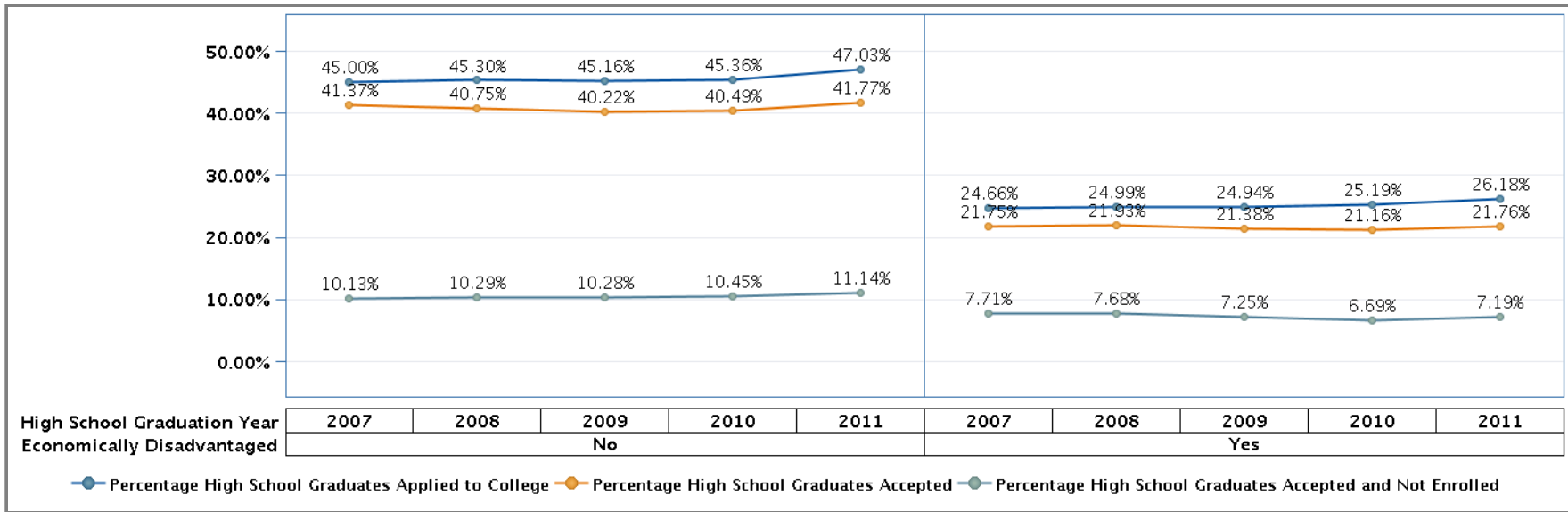
College Applicants and Enrollment by High School Graduation Year and Economically Disadvantaged Status

		High School Graduates	College Applicants	College Applicants Accepted	High School Graduates Enrolled In College	College Applicants Accepted Not Enrolled	Percentage High School Graduates Applied to College	Percentage High School Graduates Accepted	Percentage High School Graduates Enrolled in College	Percentage High School Graduates Accepted and Not Enrolled
Economically Disadvantaged	High School Graduation Year									
No	2007	97,693	43,961	40,418	30,803	9,895	45.00%	41.37%	31.53%	10.13%
	2008	98,582	44,655	40,174	30,379	10,147	45.30%	40.75%	30.82%	10.29%
	2009	96,595	43,625	38,851	29,211	9,927	45.16%	40.22%	30.24%	10.28%
	2010	96,694	43,863	39,149	29,360	10,106	45.36%	40.49%	30.36%	10.45%
	2011	94,256	44,332	39,369	29,133	10,502	47.03%	41.77%	30.91%	11.14%
Yes	2007	143,500	35,382	31,208	20,688	11,069	24.66%	21.75%	14.42%	7.71%
	2008	153,539	38,366	33,674	22,251	11,785	24.99%	21.93%	14.49%	7.68%
	2009	167,680	41,822	35,851	24,278	12,149	24.94%	21.38%	14.48%	7.25%
	2010	183,826	46,304	38,901	27,030	12,294	25.19%	21.16%	14.70%	6.69%
	2011	196,325	51,402	42,713	29,427	14,112	26.18%	21.76%	14.99%	7.19%

Notes: 1. Counts and percentages of college applicants and enrolled students consist of Texas public high school graduates who applied and/or enrolled in a Texas public four-year college the fall semester immediately following high school graduation. 2. All percentages were calculated using the number of high school graduates from Texas public schools in the denominator. 3. Economically disadvantaged is defined as Texas public high school students who were identified as economically disadvantaged at any time during their enrollment in Texas public schools.

Texas Public High School Graduates Admission and Enrollment in Texas Public Four-Year Colleges

College Applicants and Enrollment by High School Graduation Year and Economically Disadvantaged Status





Texas Public High School Graduates Admission and Enrollment in Texas Public Four-Year Colleges

<p>Purpose</p>	<p>This report provides information about Texas public high school graduates who applied and/or enrolled in a Texas public four-year college the fall semester immediately following high school graduation. This report also highlights counts and percentages of students who were accepted to Texas public four-year colleges but did not enroll in the Texas public four-year colleges.</p> <p>For the most recent year of data, information is provided by economically disadvantaged status and race/ethnicity. The report also shows five years of data by high school graduation year and economically disadvantaged status.</p> <p>Data in this report are reported at the statewide level.</p>
<p>Data Source</p>	<p>Data in this report come from the Texas Public Education Information Management System (PEIMS) and the Texas P-16 Public Education Information Resource (TPEIR), which includes Texas Higher Education Coordinating Board (THECB) data about enrollment and graduation in Texas four-year public colleges. Only students who graduated from a Texas public high school and applied to a Texas public four-year college for the summer semester or fall semester immediately following high school graduation are included in this report.</p> <p>For more detailed information about THECB and its data, see http://www.thecb.state.tx.us/.</p>
<p>Data Elements</p>	
<p>Ever Economically Disadvantaged</p>	<p>Indicates whether the high school graduate was ever designated as economically disadvantaged at any time during his/her Texas public school enrollment.</p>
<p>High School Graduates</p>	<p>Students graduating from a Texas public high school as reported by the Texas Public Education Information Management System (PEIMS). Students graduating from the Texas School for the Deaf, the Texas School for the Blind and Visually Impaired, and Texas Youth Commission schools are not included.</p>
<p>College Applicants</p>	<p>Texas public high school graduates who applied for admission to a Texas four-year public college for the summer semester or fall semester immediately following high school graduation.</p>



Texas Public High School Graduates Admission and Enrollment in Texas Public Four-Year Colleges

College Applicants Accepted	Texas public high school graduates who applied and were accepted for admission to a Texas four-year public college for the summer semester or fall semester immediately following high school graduation.
College Applicants Not Accepted	Texas public high school graduates who either withdrew their application or their application was rejected for admission to a Texas four-year public college for the summer semester or fall semester immediately following high school graduation.
High School Graduates Enrolled in College	Texas public high school graduates who enrolled in a Texas four-year public college the fall semester immediately following high school graduation. This count includes students for which there is no known application for admission to a Texas public four-year college.
College Applicants Accepted Not Enrolled	Texas public high school graduates who applied and were accepted for admission to a Texas four-year public college for the summer semester or fall semester immediately following high school graduation but did not enroll in a Texas four-year public college the fall semester immediately following high school graduation.
Percentage High School Graduates Applied to College	The number of college applicants divided by the number of high school graduates.
Percentage High School Graduates Accepted	The number of college applicants accepted divided by the number of high school graduates.
Percent High School Graduates Enrolled in College	The number of high school graduates enrolled in college divided by the number of high school graduates.
Percentage High School Graduates Accepted Not Enrolled	The number of high school graduates who were accepted for admission to a Texas four-year public college but did not enroll divided by the number of high school graduates.