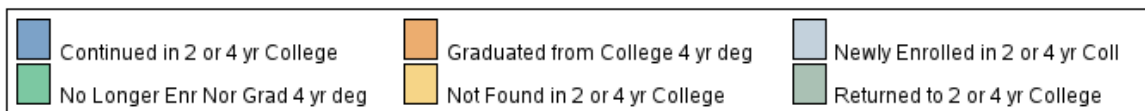
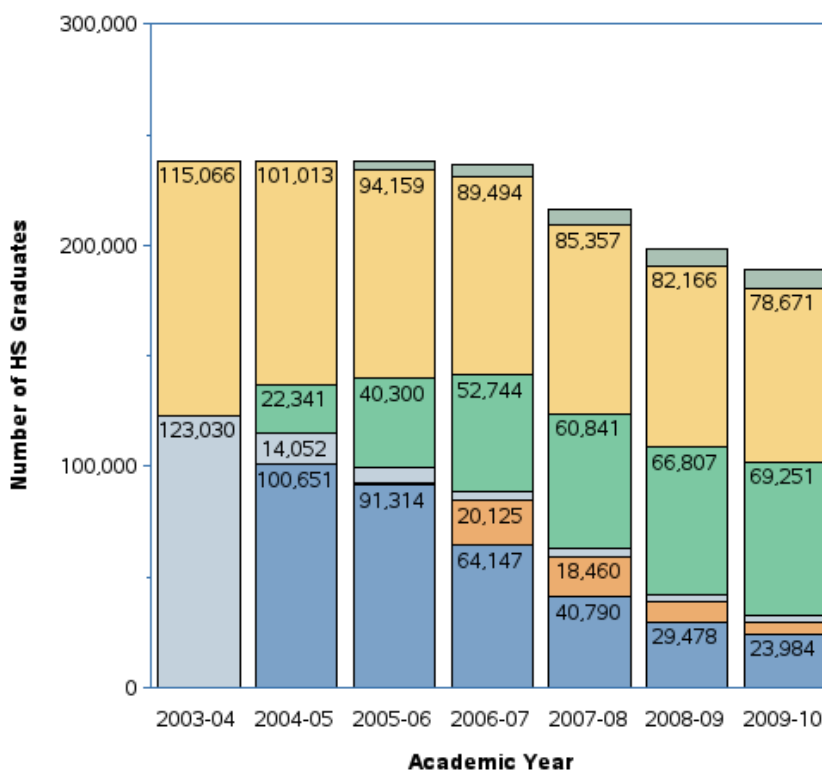


College Enrollment and Persistence for Texas Public High School Graduates

2002-03

**College Enrollment and Persistence for 2002-03 High School Graduates
Number of HS Graduates for 2002-03 : 238,109**

Academic Year	2003-04	2004-05	2005-06	2006-07	2007-08	2008-09	2009-10
Newly Enrolled in 2 or 4 yr College	123,030	14,052	6,821	4,219	3,717	3,136	3,485
Not Found in 2 or 4 yr College	115,066	101,013	94,159	89,494	85,357	82,166	78,671
Continued in 2 or 4 yr College	0	100,651	91,314	64,147	40,790	29,478	23,984
No Longer Enrolled Nor Grad 4 yr Deg	0	22,341	40,300	52,744	60,841	66,807	69,251
Returned to 2 or 4 yr College	0	0	4,088	5,953	7,392	7,428	8,544
Graduated from College 4 yr Deg	13	39	1,375	20,125	18,460	9,082	5,080



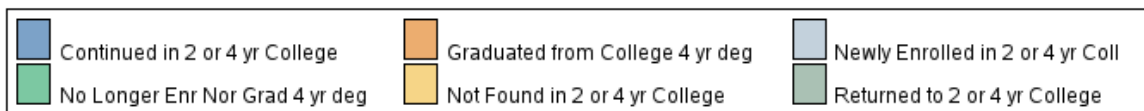
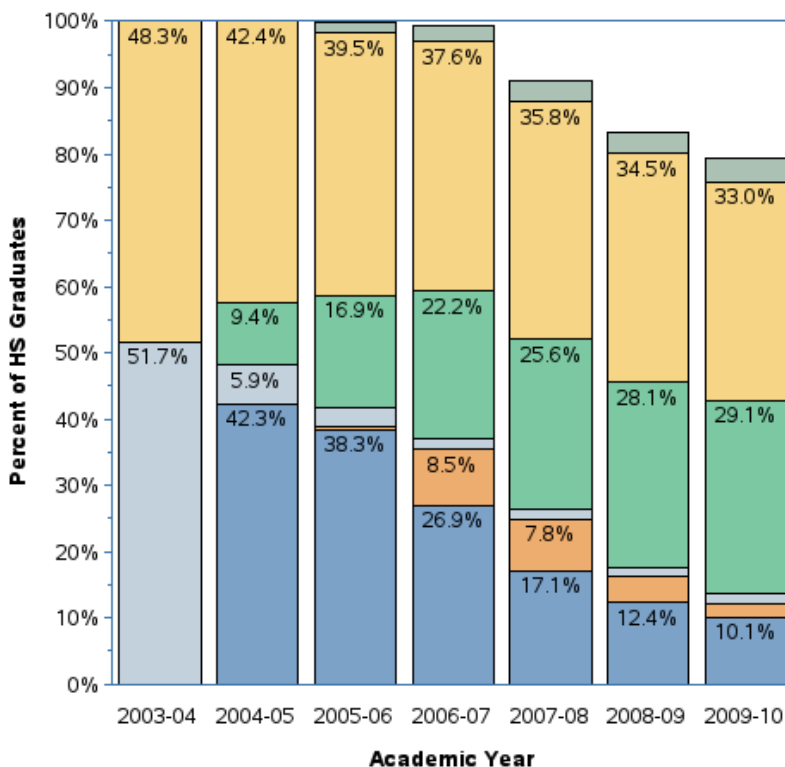
Notes: 1. Primary data source is the National Student Clearinghouse (NSC) <http://www.studentclearinghouse.org>. 2. College enrollment records include public and private U.S. colleges and universities (both 2- and 4-year institutions) providing data to the NSC. 3. College graduation records include only Baccalaureate (4-year) degrees from public and private U.S. colleges and universities providing data to the NSC. Because of this, the 'No Longer Enrolled Nor Grad 4 yr Deg' category includes students who are no longer enrolled in college and have not graduated with a 4 year degree but may include students who have earned Associate, Technical or other 2-year degrees.

College Enrollment and Persistence for Texas Public High School Graduates

2002-03

**College Enrollment and Persistence Percentages for
2002-03 High School Graduates
Number of HS Graduates for 2002-03 : 238,109**

Academic Year	2003-04	2004-05	2005-06	2006-07	2007-08	2008-09	2009-10
Percent Newly Enrolled in 2 or 4 yr College	51.7%	5.9%	2.9%	1.8%	1.6%	1.3%	1.5%
Percent Not Found in 2 or 4 yr College	48.3%	42.4%	39.5%	37.6%	35.8%	34.5%	33.0%
Percent Continued in 2 or 4 yr College	0.0%	42.3%	38.3%	26.9%	17.1%	12.4%	10.1%
Percent No Longer Enrolled Nor Grad 4 yr Deg	0.0%	9.4%	16.9%	22.2%	25.6%	28.1%	29.1%
Percent Returned to 2 or 4 yr College	0.0%	0.0%	1.7%	2.5%	3.1%	3.1%	3.6%
Percent Graduated from College 4 yr Deg	0.0%	0.0%	0.6%	8.5%	7.8%	3.8%	2.1%



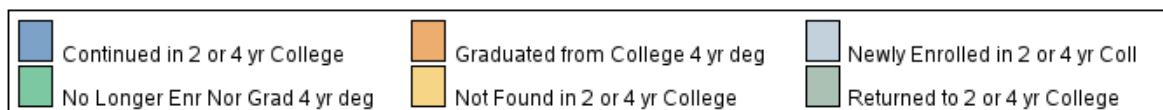
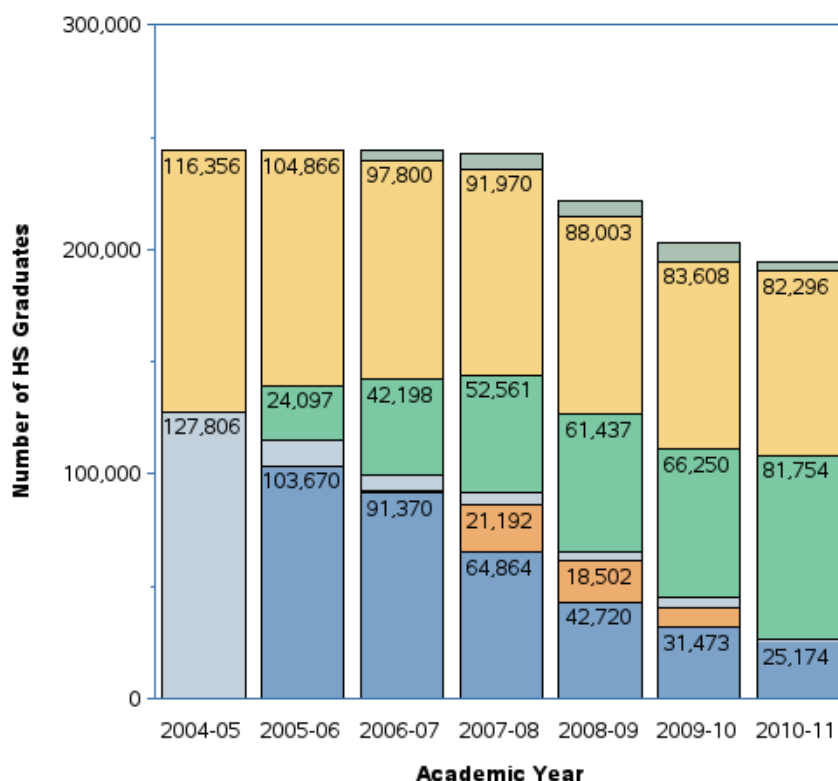
Notes: 1. Primary data source is the National Student Clearinghouse (NSC) <http://www.studentclearinghouse.org>. 2. College enrollment records include public and private U.S. colleges and universities (both 2- and 4-year institutions) providing data to the NSC. 3. College graduation records include only Baccalaureate (4-year) degrees from public and private U.S. colleges and universities providing data to the NSC. Because of this, the 'No Longer Enrolled Nor Grad 4 yr Deg' category includes students who are no longer enrolled in college and have not graduated with a 4 year degree but may include students who have earned Associate, Technical or other 2-year degrees.

College Enrollment and Persistence for Texas Public High School Graduates

2003-04

**College Enrollment and Persistence for 2003-04 High School Graduates
Number of HS Graduates for 2003-04 : 244,165**

Academic Year	2004-05	2005-06	2006-07	2007-08	2008-09	2009-10	2010-11
Newly Enrolled in 2 or 4 yr College	127,806	11,490	7,036	5,238	3,798	4,375	1,312
Not Found in 2 or 4 yr College	116,356	104,866	97,800	91,970	88,003	83,608	82,296
Continued in 2 or 4 yr College	0	103,670	91,370	64,864	42,720	31,473	25,174
No Longer Enrolled Nor Grad 4 yr Deg	0	24,097	42,198	52,561	61,437	66,250	81,754
Returned to 2 or 4 yr College	0	0	4,350	6,929	7,102	8,546	3,710
Graduated from College 4 yr Deg	3	39	1,369	21,192	18,502	8,808	6



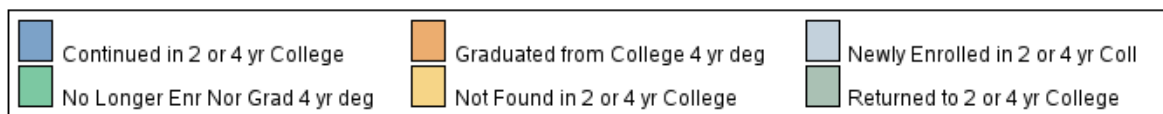
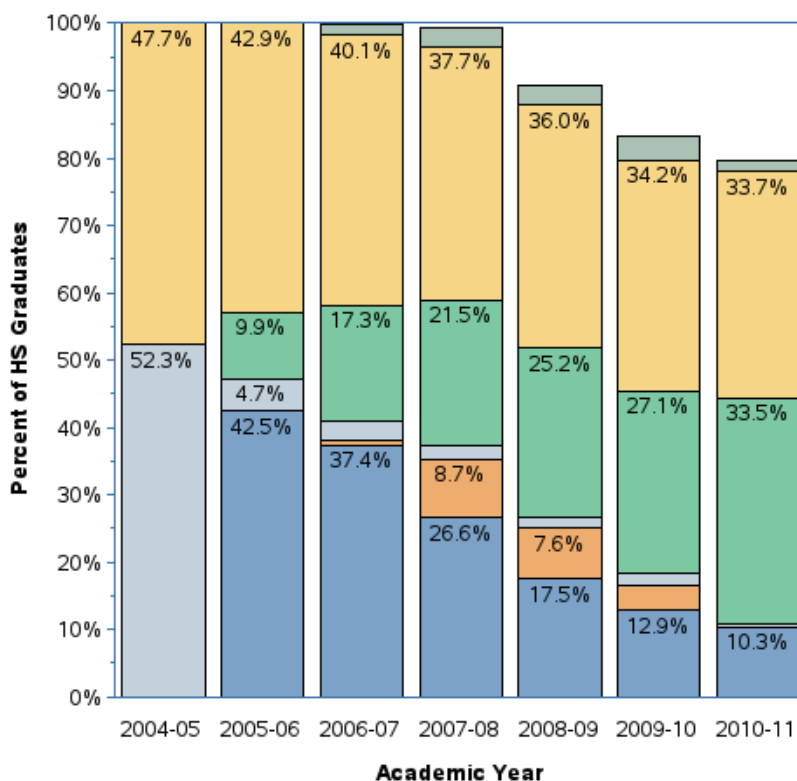
Notes: 1. Primary data source is the National Student Clearinghouse (NSC) <http://www.studentclearinghouse.org>. 2. College enrollment records include public and private U.S. colleges and universities (both 2- and 4-year institutions) providing data to the NSC. 3. College graduation records include only Baccalaureate (4-year) degrees from public and private U.S. colleges and universities providing data to the NSC. Because of this, the 'No Longer Enrolled Nor Grad 4 yr Deg' category includes students who are no longer enrolled in college and have not graduated with a 4 year degree but may include students who have earned Associate, Technical or other 2-year degrees.

College Enrollment and Persistence for Texas Public High School Graduates

2003-04

College Enrollment and Persistence Percentages for 2003-04 High School Graduates
Number of HS Graduates for 2003-04 : 244,165

Academic Year	2004-05	2005-06	2006-07	2007-08	2008-09	2009-10	2010-11
Percent Newly Enrolled in 2 or 4 yr College	52.3%	4.7%	2.9%	2.1%	1.6%	1.8%	0.5%
Percent Not Found in 2 or 4 yr College	47.7%	42.9%	40.1%	37.7%	36.0%	34.2%	33.7%
Percent Continued in 2 or 4 yr College	0.0%	42.5%	37.4%	26.6%	17.5%	12.9%	10.3%
Percent No Longer Enrolled Nor Grad 4 yr Deg	0.0%	9.9%	17.3%	21.5%	25.2%	27.1%	33.5%
Percent Returned to 2 or 4 yr College	0.0%	0.0%	1.8%	2.8%	2.9%	3.5%	1.5%
Percent Graduated from College 4 yr Deg	0.0%	0.0%	0.6%	8.7%	7.6%	3.6%	0.0%



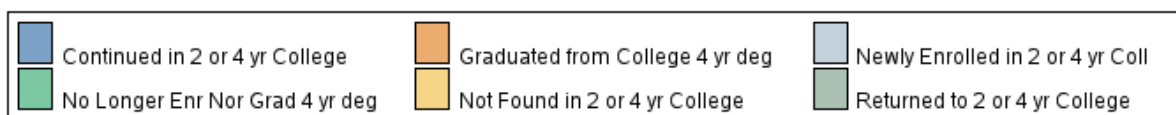
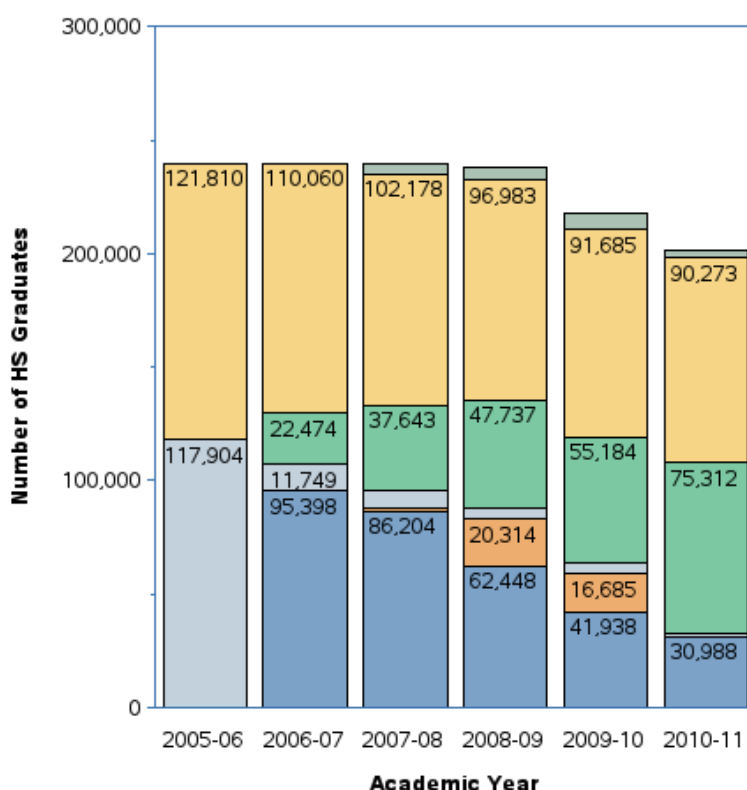
Notes: 1. Primary data source is the National Student Clearinghouse (NSC) <http://www.studentclearinghouse.org>. 2. College enrollment records include public and private U.S. colleges and universities (both 2- and 4-year institutions) providing data to the NSC. 3. College graduation records include only Baccalaureate (4-year) degrees from public and private U.S. colleges and universities providing data to the NSC. Because of this, the 'No Longer Enrolled Nor Grad 4 yr Deg' category includes students who are no longer enrolled in college and have not graduated with a 4 year degree but may include students who have earned Associate, Technical or other 2-year degrees.

College Enrollment and Persistence for Texas Public High School Graduates

2004-05

**College Enrollment and Persistence for 2004-05 High School Graduates
Number of HS Graduates for 2004-05 : 239,716**

Academic Year	2005-06	2006-07	2007-08	2008-09	2009-10	2010-11
Newly Enrolled in 2 or 4 yr College	117,904	11,749	7,823	4,869	5,211	1,412
Not Found in 2 or 4 yr College	121,810	110,060	102,178	96,983	91,685	90,273
Continued in 2 or 4 yr College	0	95,398	86,204	62,448	41,938	30,988
No Longer Enrolled Nor Grad 4 yr Deg	0	22,474	37,643	47,737	55,184	75,312
Returned to 2 or 4 yr College	0	0	4,475	5,972	7,306	3,334
Graduated from College 4 yr Deg	2	33	1,358	20,314	16,685	5



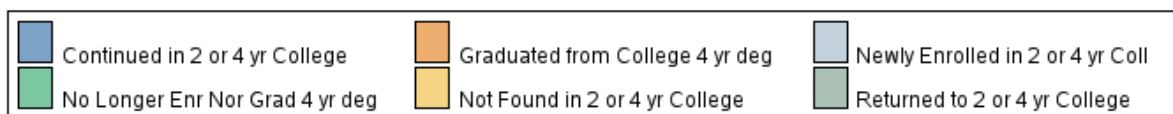
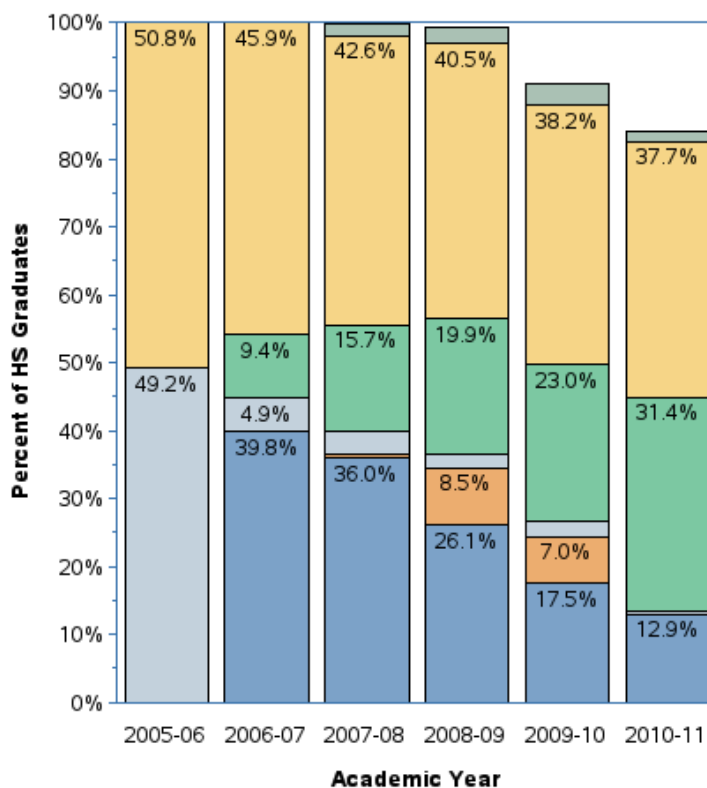
Notes: 1. Primary data source is the National Student Clearinghouse (NSC) <http://www.studentclearinghouse.org>. 2. College enrollment records include public and private U.S. colleges and universities (both 2- and 4-year institutions) providing data to the NSC. 3. College graduation records include only Baccalaureate (4-year) degrees from public and private U.S. colleges and universities providing data to the NSC. Because of this, the 'No Longer Enrolled Nor Grad 4 yr Deg' category includes students who are no longer enrolled in college and have not graduated with a 4 year degree but may include students who have earned Associate, Technical or other 2-year degrees.

College Enrollment and Persistence for Texas Public High School Graduates

2004-05

College Enrollment and Persistence Percentages for 2004-05 High School Graduates
Number of HS Graduates for 2004-05 : 239,716

Academic Year	2005-06	2006-07	2007-08	2008-09	2009-10	2010-11
Percent Newly Enrolled in 2 or 4 yr College	49.2%	4.9%	3.3%	2.0%	2.2%	0.6%
Percent Not Found in 2 or 4 yr College	50.8%	45.9%	42.6%	40.5%	38.2%	37.7%
Percent Continued in 2 or 4 yr College	0.0%	39.8%	36.0%	26.1%	17.5%	12.9%
Percent No Longer Enrolled Nor Grad 4 yr Deg	0.0%	9.4%	15.7%	19.9%	23.0%	31.4%
Percent Returned to 2 or 4 yr College	0.0%	0.0%	1.9%	2.5%	3.0%	1.4%
Percent Graduated from College 4 yr Deg	0.0%	0.0%	0.6%	8.5%	7.0%	0.0%



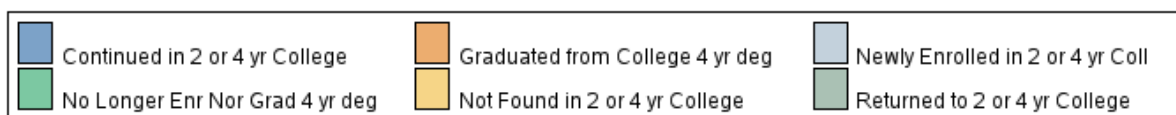
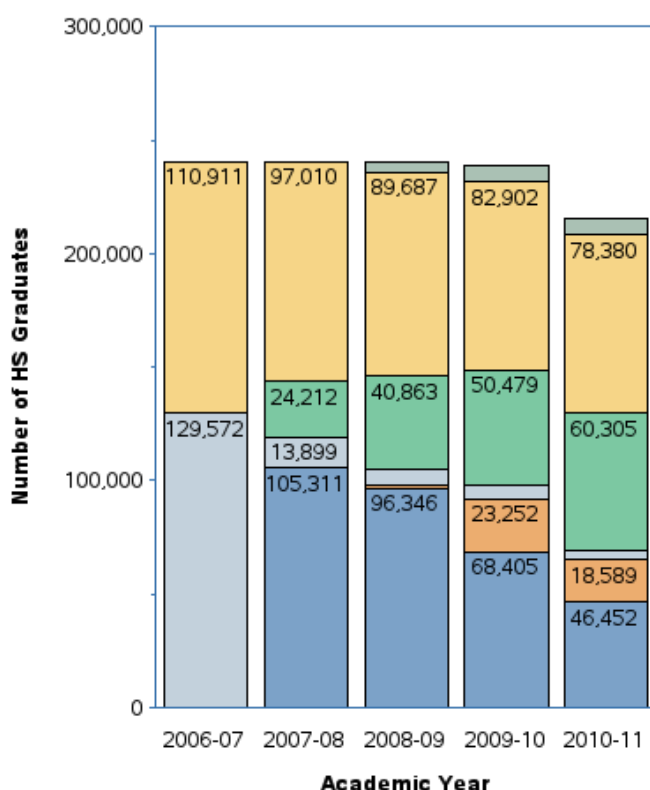
Notes: 1. Primary data source is the National Student Clearinghouse (NSC) <http://www.studentclearinghouse.org>. 2. College enrollment records include public and private U.S. colleges and universities (both 2- and 4-year institutions) providing data to the NSC. 3. College graduation records include only Baccalaureate (4-year) degrees from public and private U.S. colleges and universities providing data to the NSC. Because of this, the 'No Longer Enrolled Nor Grad 4 yr Deg' category includes students who are no longer enrolled in college and have not graduated with a 4 year degree but may include students who have earned Associate, Technical or other 2-year degrees.

College Enrollment and Persistence for Texas Public High School Graduates

2005-06

**College Enrollment and Persistence for 2005-06 High School Graduates
Number of HS Graduates for 2005-06 : 240,485**

Academic Year	2006-07	2007-08	2008-09	2009-10	2010-11
Newly Enrolled in 2 or 4 yr College	129,572	13,899	7,288	6,440	4,424
Not Found in 2 or 4 yr College	110,911	97,010	89,687	82,902	78,380
Continued in 2 or 4 yr College	0	105,311	96,346	68,405	46,452
No Longer Enrolled Nor Grad 4 yr Deg	0	24,212	40,863	50,479	60,305
Returned to 2 or 4 yr College	0	0	4,656	7,362	7,438
Graduated from College 4 yr Deg	2	51	1,592	23,252	18,589



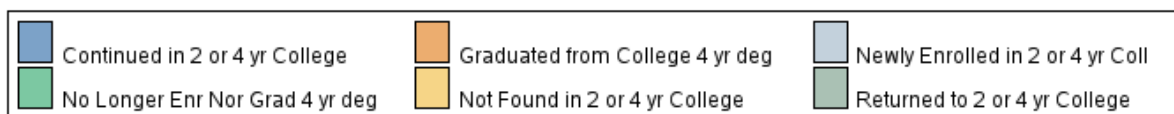
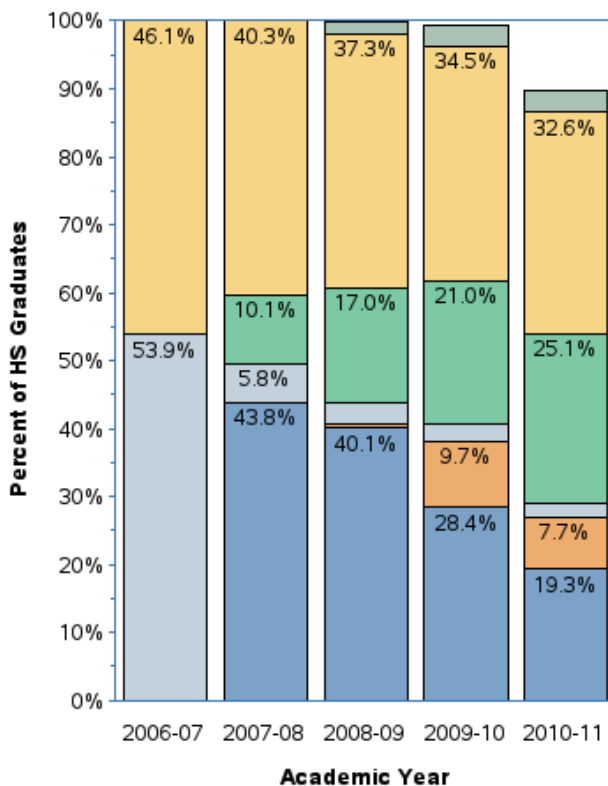
Notes: 1. Primary data source is the National Student Clearinghouse (NSC) <http://www.studentclearinghouse.org>. 2. College enrollment records include public and private U.S. colleges and universities (both 2- and 4-year institutions) providing data to the NSC. 3. College graduation records include only Baccalaureate (4-year) degrees from public and private U.S. colleges and universities providing data to the NSC. Because of this, the 'No Longer Enrolled Nor Grad 4 yr Deg' category includes students who are no longer enrolled in college and have not graduated with a 4 year degree but may include students who have earned Associate, Technical or other 2-year degrees.

College Enrollment and Persistence for Texas Public High School Graduates

2005-06

College Enrollment and Persistence Percentages for 2005-06 High School Graduates
Number of HS Graduates for 2005-06 : 240,485

Academic Year	2006-07	2007-08	2008-09	2009-10	2010-11
Percent Newly Enrolled in 2 or 4 yr College	53.9%	5.8%	3.0%	2.7%	1.8%
Percent Not Found in 2 or 4 yr College	46.1%	40.3%	37.3%	34.5%	32.6%
Percent Continued in 2 or 4 yr College	0.0%	43.8%	40.1%	28.4%	19.3%
Percent No Longer Enrolled Nor Grad 4 yr Deg	0.0%	10.1%	17.0%	21.0%	25.1%
Percent Returned to 2 or 4 yr College	0.0%	0.0%	1.9%	3.1%	3.1%
Percent Graduated from College 4 yr Deg	0.0%	0.0%	0.7%	9.7%	7.7%



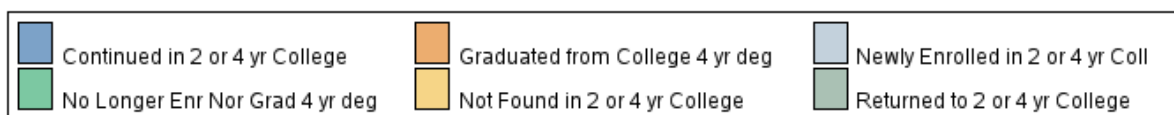
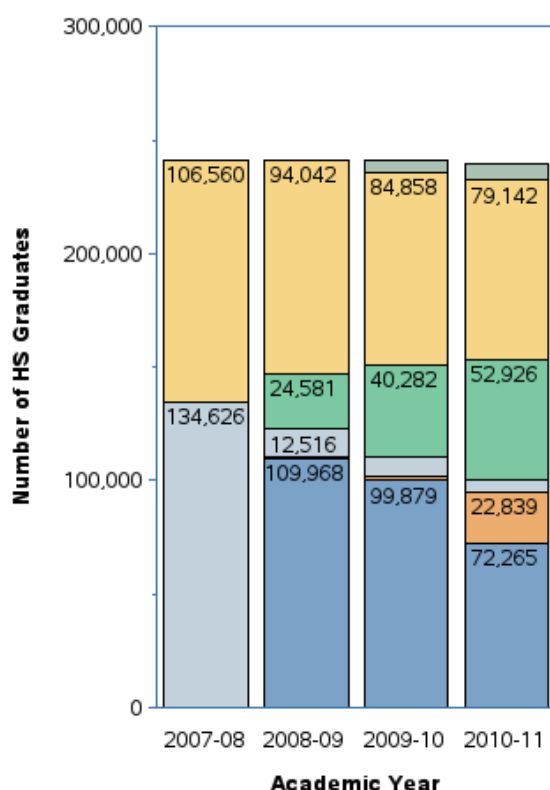
Notes: 1. Primary data source is the National Student Clearinghouse (NSC) <http://www.studentclearinghouse.org>. 2. College enrollment records include public and private U.S. colleges and universities (both 2- and 4-year institutions) providing data to the NSC. 3. College graduation records include only Baccalaureate (4-year) degrees from public and private U.S. colleges and universities providing data to the NSC. Because of this, the 'No Longer Enrolled Nor Grad 4 yr Deg' category includes students who are no longer enrolled in college and have not graduated with a 4 year degree but may include students who have earned Associate, Technical or other 2-year degrees.

College Enrollment and Persistence for Texas Public High School Graduates

2006-07

**College Enrollment and Persistence for 2006-07 High School Graduates
Number of HS Graduates for 2006-07 : 241,193**

Academic Year	2007-08	2008-09	2009-10	2010-11
Newly Enrolled in 2 or 4 yr College	134,626	12,516	9,160	5,375
Not Found in 2 or 4 yr College	106,560	94,042	84,858	79,142
Continued in 2 or 4 yr College	0	109,968	99,879	72,265
No Longer Enrolled Nor Grad 4 yr Deg	0	24,581	40,282	52,926
Returned to 2 or 4 yr College	0	0	5,305	6,937
Graduated from College 4 yr Deg	7	79	1,623	22,839



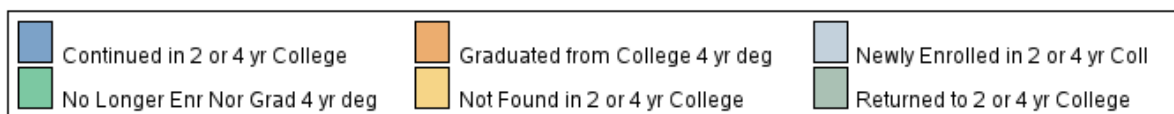
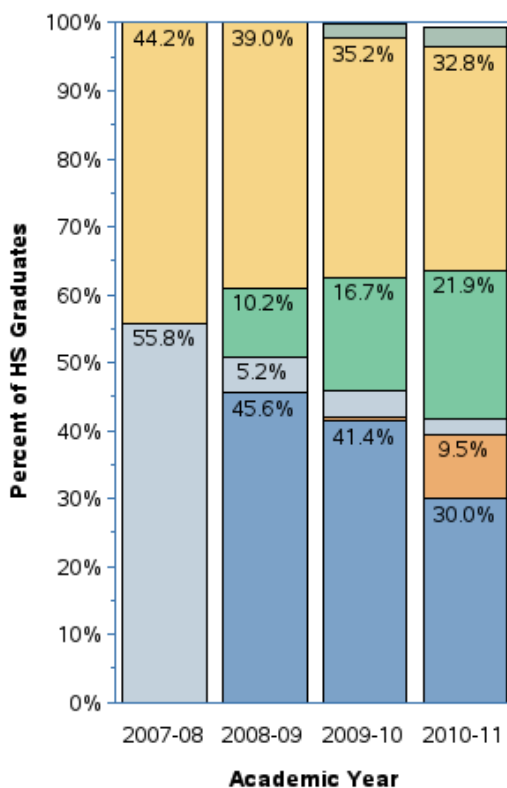
Notes: 1. Primary data source is the National Student Clearinghouse (NSC) <http://www.studentclearinghouse.org>. 2. College enrollment records include public and private U.S. colleges and universities (both 2- and 4-year institutions) providing data to the NSC. 3. College graduation records include only Baccalaureate (4-year) degrees from public and private U.S. colleges and universities providing data to the NSC. Because of this, the 'No Longer Enrolled Nor Grad 4 yr Deg' category includes students who are no longer enrolled in college and have not graduated with a 4 year degree but may include students who have earned Associate, Technical or other 2-year degrees.

College Enrollment and Persistence for Texas Public High School Graduates

2006-07

College Enrollment and Persistence Percentages for 2006-07 High School Graduates Number of HS Graduates for 2006-07 : 241,193

Academic Year	2007-08	2008-09	2009-10	2010-11
Percent Newly Enrolled in 2 or 4 yr College	55.8%	5.2%	3.8%	2.2%
Percent Not Found in 2 or 4 yr College	44.2%	39.0%	35.2%	32.8%
Percent Continued in 2 or 4 yr College	0.0%	45.6%	41.4%	30.0%
Percent No Longer Enrolled Nor Grad 4 yr Deg	0.0%	10.2%	16.7%	21.9%
Percent Returned to 2 or 4 yr College	0.0%	0.0%	2.2%	2.9%
Percent Graduated from College 4 yr Deg	0.0%	0.0%	0.7%	9.5%



Notes: 1. Primary data source is the National Student Clearinghouse (NSC) <http://www.studentclearinghouse.org>. 2. College enrollment records include public and private U.S. colleges and universities (both 2- and 4-year institutions) providing data to the NSC. 3. College graduation records include only Baccalaureate (4-year) degrees from public and private U.S. colleges and universities providing data to the NSC. Because of this, the 'No Longer Enrolled Nor Grad 4 yr Deg' category includes students who are no longer enrolled in college and have not graduated with a 4 year degree but may include students who have earned Associate, Technical or other 2-year degrees.

College Enrollment and Persistence for Texas Public High School Graduates

Purpose	<p>This report provides college enrollment and persistence rates for Texas public high school graduates. It displays categories for college enrollment and graduation over time for specific high school graduation years.</p> <p>For a group of high school graduates, the number and percent is shown as they enroll in college for the first time, continue in college, return to college, and/or graduate during the years for which data are provided. The number and percent of high school graduates who are not found to be enrolled in college are also shown.</p> <p>College enrollment consists of enrollment, starting with the fall semester after high school graduation, in U.S. public and private institutions of higher education which offer 2-year and/or 4-year degrees. Only college graduates earning a Baccalaureate type (4-year) degree are reported as graduated from college. The data are reported at the regional Educational Service Center (ESC or Region) level and at the statewide level.</p> <p>In the multi-year tables and graphs, students graduating from college are counted as college graduates in the academic year of graduation. College graduates are shown in the college graduate category only once and are no longer included in the counts for any category for subsequent years following college graduation.</p> <p>Data for this report starts with high school graduates from the 2002-03 academic year. The number of years of college enrollment and persistence data available is based on the high school graduation year.</p>
Data Sources	<p>High school graduate data used for this report come from the Texas Public Education Information Management System (PEIMS). The data source for college enrollment and graduation is the National Student Clearinghouse (NSC). Data includes information from U.S. public and private 2-year and 4-year colleges and universities that participate with NSC. Please note that not all U.S. 2- and 4-year colleges and universities make data available to NSC so the number of students enrolled in and graduating from college may be higher than shown in this report.</p> <p>For more information about NSC: http://www.studentclearinghouse.org/ For information about PEIMS: http://www.tea.state.tx.us/index4.aspx?id=3012</p>
Data Elements	
College Enrollment	<p>High school graduates enrolled in a U.S. public or private 2-year or 4-year college as reported by the college to the National Student Clearinghouse (NSC). Students enrolled in multiple colleges during the same academic year are counted once. Enrollment does not necessarily mean course completion.</p>
Newly Enrolled in 2 or 4 yr Coll	<p>High school graduates enrolled in a 2-year or 4-year college for the first time after high school graduation, but no earlier than the academic year immediately following high school graduation. A student can be counted as newly enrolled in college only one time regardless of the number of colleges attended.</p>

College Enrollment and Persistence for Texas Public High School Graduates

Continued in 2 or 4 yr College	High school graduates enrolled in college during the academic year and in college at some time during the immediately preceding academic year.
No Longer Enr Nor Grad 4 yr degree	High school graduates who enrolled in college after high school graduation but are no longer enrolled and did not graduate from college with a Baccalaureate 4-year degree.
Returned to 2 or 4 yr College	High school graduates re-enrolled in a 2-year or 4-year college after at least one full academic year absent from college.
Not Found in 2 or 4 yr College	High school graduates with no college enrollment records found during the academic year.
Graduated from College 4 yr deg	High school graduates who earned a Baccalaureate (4-year) college degree.
High School Graduates	Students reported as graduating from a Texas public school through the Texas Public Education Information Management System (PEIMS). Students graduating from the Texas School for the Deaf, the Texas School for the Blind and Visually Impaired and Texas Youth Commission schools are not included.